

The original
dumawall XL[®]
WATERPROOF WALL PANELS



Solid wall panels

with tongue and groove



quick
installation



can be glued
onto old tiles



easy to cut



no dirty joints



waterproof



circular
production



easy
connection



patented production
technology



quick installation



can be glued onto old tiles



easy to cut



no dirty joints



waterproof



circular production



easy connection



patented production technology

Dumawall XL: XL comfort

Dumawall XL: jointless waterproof wall covering with a unique tongue-and-groove installation method. The wall panels are composed of completely solid, UV-resistant panels and provide an elegant finish to indoor walls. With no worries in installation, no inconvenience in maintenance. A new shower in a flash with our jointless XL panels of 40 × 260 cm, 90 × 260 cm or 120 × 260 cm.



A new bathroom in 1 day

- Dumawall XL is perfect for your renovation project.
- Simple to assemble thanks to the tongue-and-groove system.
 - Easy to cut with a box cutter, hand saw or circular saw.
 - The jointless connection guarantees an authentic look.



Also available in tiles

Dumawall is also available in solid wall tiles of 65 × 37.5 cm. Handy!

Installation directly on old tiles



Gluing: you can glue them directly onto old tiles



Easy, jointless tongue-and-groove connections

Watch our installation video



after

Concrete




030 Cloudy white
40 × 260 cm
90 × 260 cm
120 × 260 cm



031 Concrete XL
40 × 260 cm
90 × 260 cm



032 Mystique XL
90 × 260 cm
120 × 260 cm



868 Light Cement XL
40 × 260 cm
90 × 260 cm
120 × 260 cm



869 Dark Cement XL
90 × 260 cm



911 Chicago XL
40 × 260 cm
90 × 260 cm



915 Orlando XL
90 × 260 cm



916 Denver XL
90 × 260 cm



B91 Hasvik XL
90 × 260 cm
120 × 260 cm

Natural stone



A72 Ceppino Grey XL
90 × 260 cm



B35 Modica XL
90 × 260 cm

Marble matt




949 Calacatta XL
40 × 260 cm



A51 Sicilia XL
40 × 260 cm
90 × 260 cm



A52 Sardinia XL
40 × 260 cm
90 × 260 cm




A53 Satina XL
40 × 260 cm
90 × 260 cm



A93 Corteone XL
90 × 260 cm




B07 Siracusa XL
90 × 260 cm



B98 Treviso XL
90 × 260 cm

Unicolour




918 White XL
90 × 260 cm



B87 Nesna XL
90 × 260 cm
120 × 260 cm

Marble gloss



B29 Trapani XL
GLOSS
90 × 260 cm
120 × 260 cm

B55 Tavira XL
GLOSS
90 × 260 cm

B56 Porto XL
GLOSS
90 × 260 cm

B57 Mirandela XL
GLOSS
90 × 260 cm

B59 Evora XL
GLOSS
90 × 260 cm

B60 Sambro XL
GLOSS
90 × 260 cm



B97 Alcaria XL
GLOSS
90 × 260 cm

Available formats



40 × 260 cm

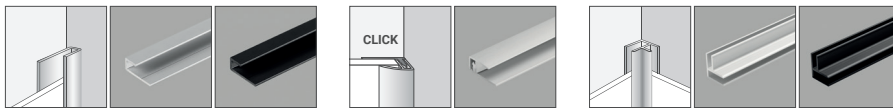
90 × 260 cm

120 × 260 cm

Dumafix tube adhesive



Aluminium auxiliary profiles



W00 260
Aluminium
finishing
trim U

Alu

Black


W02 260
Aluminium
click
finishing
trim

Alu

W03 260
Aluminium
universal
corner

Alu

Black



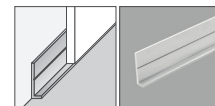
W04 260
Aluminium
inside
corner

Alu

Black

W05 260
Aluminium
L-trim
outside
corner

Alu



W06 260
Aluminium
start trim

Alu



Strong & high-tech



RCB[®] base panel

patented Rigid Core Board technology

RCB[®] patented Rigid Core Board technology

We guarantee the highest quality thanks to the use of top-quality raw materials in combination with a unique patented RCB technology.

This process ensures a strong adhesion of the base panel with the design film, which will not detach even after for many years of contact with water.

Nor will deformations develop in case of temperature variations.



RCB[®] extra Coex adhesion layer for wet rooms

patented Rigid Core Board technology

